

**DEPARTMENT OF COMPUTER SCIENCE AND ENGINEERING
(ARTIFICIAL INTELLIGENCE AND MACHINE LEARNING)**


II B.Tech I Semester

Subject Name: OPERATING SYSTEMS LAB

Subject Code: C0514

Regulations: MR-22

Lab Manual



Academic Year: 2024-25



MALLA REDDY ENGINEERING COLLEGE (AUTONOMOUS)

MAIN CAMPUS

(An UGC Autonomous Institution, Approved by AICTE and Affiliated to JNTUH,
Hyderabad, Accredited by NAAC with 'A++' Grade (III Cycle))

NBA Accredited Programmes - UG (CE, EEE, ME, ECE, & CSE), PG (CE-SE, EEE, EPS, ME-TE)

Maisammaguda(H), Gundlapochampally Village, Medchal Mandal,

Medchal-Malkajgiri District, Telangana State - 500100

MALLA REDDY ENGINEERING COLLEGE (AUTONOMOUS)

MR22 - ACADEMIC REGULATIONS (CBCS)

for B.Tech. (REGULAR) DEGREE PROGRAMME

Applicable for the students of B.Tech. (Regular) programme admitted from the Academic Year 2022-23 onwards

The B.Tech. Degree of Jawaharlal Nehru Technological University Hyderabad, Hyderabad shall be conferred on candidates who are admitted to the programme and who fulfill all the requirements for the award of the Degree.

VISION OF THE INSTITUTE

To be a premier center of professional education and research, offering quality programs in a socio-economic and ethical ambience.

MISSION OF THE INSTITUTE

- To impart knowledge of advanced technologies using state-of-the-art infrastructural facilities.
- To inculcate innovation and best practices in education, training and research.
- To meet changing socio-economic needs in an ethical ambience.

DEPARTMENT OF COMPUTER SCIENCE & ENGINEERING - ARTIFICIAL INTELLIGENCE AND MACHINE LEARNING

DEPARTMENT VISION

To attain global standards in Computer Science and Engineering education, training and research to meet the growing needs of the industry with socio-economic and ethical considerations.

DEPARTMENT MISSION

- To impart quality education and research to undergraduate and postgraduate students in Computer Science and Engineering.
- To encourage innovation and best practices in Computer Science and Engineering utilizing state-of-the-art facilities.
- To develop entrepreneurial spirit and knowledge of emerging technologies based on ethical values and social relevance.

PROGRAMME EDUCATIONAL OBJECTIVES (PEOs)

PEO1: Graduates will demonstrate technical skills, competency in AI & ML and exhibit team management capability with proper communication in a job environment

PEO2: Graduates will function in their profession with social awareness and responsibility

PEO3: Graduates will interact with their peers in other disciplines in industry and society and contribute to the economic growth of the country

PEO4: Graduates will be successful in pursuing higher studies in engineering or management

PROGRAMME OUTCOMES (POs)

PO1: Engineering knowledge: Apply the knowledge of mathematics, science, engineering fundamentals, and an engineering specialization to the solution of complex engineering problems.

PO2: Problem analysis: Identify, formulate, review research literature and analyze complex engineering problems reaching substantiated conclusions using first principles of mathematics, natural sciences, and engineering sciences.

PO3: Design/development of solutions: Design solutions for complex engineering problems and design system components or processes that meet the specified needs with appropriate consideration for the public health and safety, and the cultural, societal, and environmental considerations.

PO4: Conduct investigations of complex problems: Use research-based knowledge and research methods including design of experiments, analysis and interpretation of data, and synthesis of the information to provide valid conclusions.

PO5: Modern tool usage: Create, select, and apply appropriate techniques, resources, and modern engineering and IT tools including prediction and modeling to complex engineering activities with an understanding of the limitations.

PO6: The engineer and society: Apply reasoning informed by the contextual knowledge to assess societal, health, safety, legal and cultural issues and the consequent responsibilities relevant to the professional engineering practice.

PO7: Environment and sustainability: Understand the impact of the professional engineering solutions in societal and environmental contexts, and demonstrate the knowledge of, and need for sustainable development.

PO8: Ethics: Apply ethical principles and commit to professional ethics and responsibilities and norms of the engineering practice.

PO9: Individual and team work: Function effectively as an individual and as a member or leader in diverse teams, and in multidisciplinary settings.

PO10: Communication: Communicate effectively on complex engineering activities with the engineering community and with society at large, such as, being able to comprehend and write effective reports and design documentation, make effective presentations, and give and receive clear instructions.

PO11: Project management and finance: Demonstrate knowledge and understanding of the engineering and management principles and apply these to one's own work, as a member and leader in a team, to manage projects and in multidisciplinary environments.

PO12: Life-long learning: Recognize the need for, and have the preparation and ability to engage in independent and life-long learning in the broadest context of technological change.

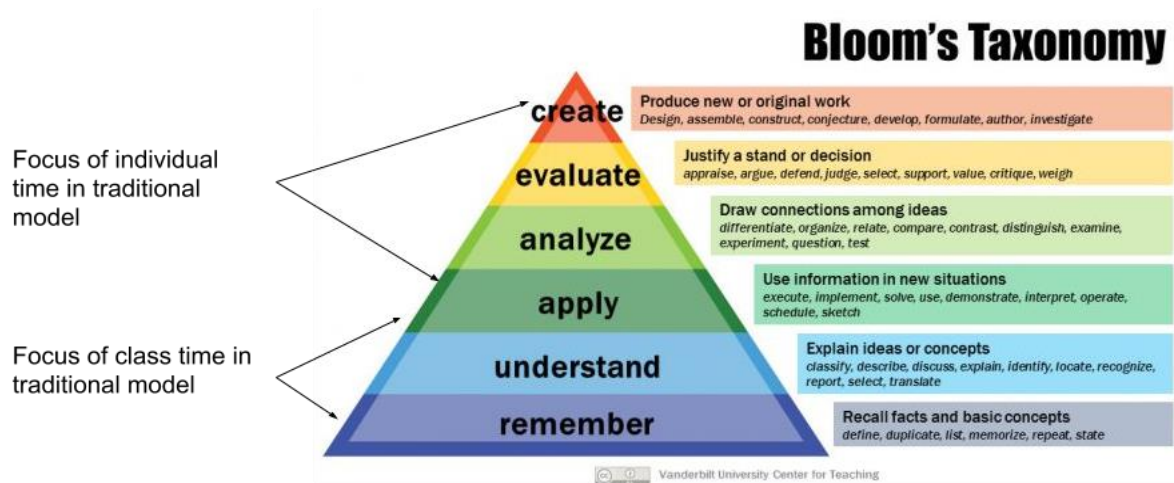
PROGRAMME SPECIFIC OUTCOMES (PSOs)

PSO1: Design and develop intelligent automated systems applying mathematical, analytical, programming and operational skills to solve real world problems

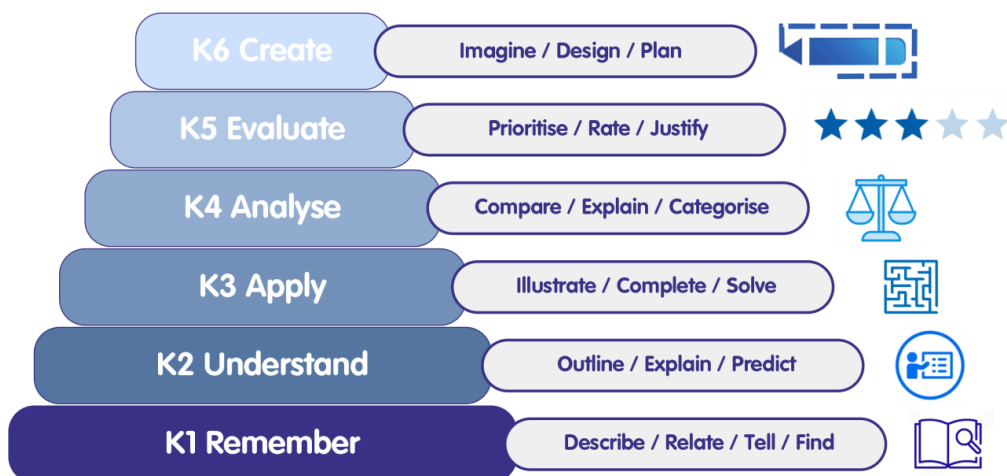
PSO2: Apply machine learning techniques, software tools to conduct experiments, interpret data and to solve complex problems

PSO3: Implement engineering solutions for the benefit of society by the use of AI and ML

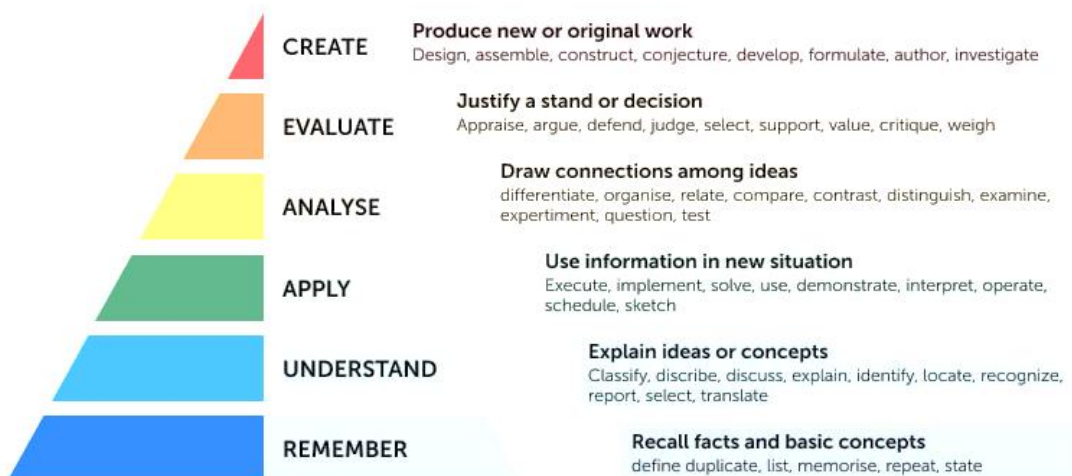
BLOOM'S TAXONOMY (BT) TRIANGLE & BLOOM'S ACTION VERBS



BLOOM'S TAXONOMY



Bloom's Taxonomy



BLOOM'S ACTION VERBS

REVISED Bloom's Taxonomy Action Verbs

Definitions	I. Remembering	II. Understanding	III. Applying	IV. Analyzing	V. Evaluating	VI. Creating
Bloom's Definition	Exhibit memory of previously learned material by recalling facts, terms, basic concepts, and answers.	Demonstrate understanding of facts and ideas by organizing, comparing, translating, interpreting, giving descriptions, and stating main ideas.	Solve problems to new situations by applying acquired knowledge, facts, techniques and rules in a different way.	Examine and break information into parts by identifying motives or causes. Make inferences and find evidence to support generalizations.	Present and defend opinions by making judgments about information, validity of ideas, or quality of work based on a set of criteria.	Compile information together in a different way by combining elements in a new pattern or proposing alternative solutions.
Verbs	<ul style="list-style-type: none"> • Choose • Define • Find • How • Label • List • Match • Name • Omit • Recall • Relate • Select • Show • Spell • Tell • What • When • Where • Which • Who • Why 	<ul style="list-style-type: none"> • Classify • Compare • Contrast • Demonstrate • Explain • Extend • Illustrate • Infer • Interpret • Outline • Relate • Rephrase • Show • Summarize • Translate 	<ul style="list-style-type: none"> • Apply • Build • Choose • Construct • Develop • Experiment with • Identify • Interview • Make use of • Model • Organize • Plan • Select • Solve • Utilize 	<ul style="list-style-type: none"> • Analyze • Assume • Categorize • Classify • Compare • Conclusion • Contrast • Discover • Dissect • Distinguish • Divide • Examine • Function • Inference • Inspect • List • Motive • Relationships • Simplify • Survey • Take part in • Test for • Theme 	<ul style="list-style-type: none"> • Agree • Appraise • Assess • Award • Choose • Compare • Conclude • Criticize • Decide • Deduct • Defend • Determine • Disprove • Estimate • Evaluate • Explain • Importance • Influence • Interpret • Judge • Justify • Mark • Measure • Opinion • Perceive • Prioritize • Prove • Rate • Recommend • Rule on • Select • Support • Value 	<ul style="list-style-type: none"> • Adapt • Build • Change • Choose • Combine • Compile • Compose • Construct • Create • Delete • Design • Develop • Discuss • Elaborate • Estimate • Formulate • Happen • Imagine • Improve • Invent • Make up • Maximize • Minimize • Modify • Original • Originate • Plan • Predict • Propose • Solution • Solve • Suppose • Test • Theory

Anderson, L. W., & Krathwohl, D. R. (2001). A taxonomy for learning, teaching, and assessing, Abridged Edition. Boston, MA: Allyn and Bacon.

2022-23 Onwards (MR-22)	MALLA REDDY ENGINEERING COLLEGE (AUTONOMOUS)	B.Tech. VI Semester		
Code: C0514	OPERATING SYSTEMS LAB	L	T	P
Credits: 1		-	-	2

Course Objectives:

- To provide an understanding of the design aspects of operating system concepts through simulation
- Introduce basic Unix commands, system call interface for process management, inter-process communication and I/O in Unix

Software Requirements: Operating System, Windows and Turbo C /C++

List of Experiments:

1. Write C programs to simulate the following CPU Scheduling algorithms a) FCFS b) SJF c) Round Robin d) priority
2. Write programs using the I/O system calls of UNIX/LINUX operating system (open, read, write, close, fcntl, seek, stat, opendir, readdir)
3. Write a C program to simulate Bankers Algorithm for Deadlock Avoidance and Prevention.
4. Write a C program to implement the Producer – Consumer problem using semaphores using UNIX/LINUX system calls.
5. Write C programs to illustrate the following IPC mechanisms a) Pipes b) FIFOs
6. Write C programs to illustrate the following IPC mechanisms a) Message Queues b) Shared Memory
7. Write C programs to simulate the following memory management techniques a) Paging b) Segmentation
8. Write C programs to simulate Page replacement policies a) FCFS b) LRU c) Optimal

Course Outcomes:

- Simulate and implement operating system concepts such as scheduling, deadlock management, file management and memory management.
- Able to implement C programs using Unix system calls

TEXT BOOKS:

1. Operating System Principles- Abraham Silberchatz, Peter B. Galvin, Greg Gagne 7th Edition, John Wiley
2. Advanced programming in the Unix environment, W.R.Stevens, Pearson education.

REFERENCE BOOKS:

1. Operating Systems – Internals and Design Principles, William Stallings, Fifth Edition– 2005, Pearson Education/PHI
2. Operating System - A Design Approach-Crowley, TMH.
3. Modern Operating Systems, Andrew S Tanenbaum, 2nd edition, Pearson/PHI
4. UNIX Programming Environment, Kernighan and Pike, PHI/Pearson Education
5. UNIX Internals: The New Frontiers, U. Vahalia, Pearson Education

CO- PO, PSO Mapping (3/2/1 indicates strength of correlation) 3-Strong, 2-Medium, 1-Weak															
COs	Programme Outcomes (POs)												PSOs		
	PO1	PO2	PO3	PO4	PO5	PO6	PO7	PO8	PO9	PO10	PO11	PO12	PSO1	PSO2	PSO3
CO1	2	3	1									2	1		
CO2	2	2										2	2		
CO3	1	2										1	1		

WEEK-1

Write C programs to simulate the following CPU Scheduling algorithms.

- a) FCFS
- b) SJF
- c) Round Robin
- d) Priority

a) FCFS (First Come First Serve)

Aim: Write a C program to implement the various process scheduling mechanisms such as FCFS scheduling.

Algorithm:

- 1: Start the process
- 2: Accept the number of processes in the ready Queue
- 3: For each process in the ready Q, assign the process id and accept the CPU burst time
- 4: Set the waiting of the first process as '0' and its burst time as its turn around time
- 5: for each process in the Ready Q calculate
 - a. Waiting time for process(n)= waiting time of process (n-1) + Burst time of process(n-1)
 - b. Turnaround time for Process(n)= waiting time of Process(n)+ Burst time for process(n)
- 6: Calculate
 - a. Average waiting time = Total waiting Time / Number of process
 - b. Average Turnaround time = Total Turnaround Time / Number of process
- 7: Stop the process

Program:

```
#include<stdio.h>

int main()
{
    int bt[20],p[20],wt[20],tat[20],i,j,n,total=0,pos,temp;float
    avg_wt,avg_tat;
    printf("Enter number of process:");
    scanf("%d",&n);
    printf("\nEnter Burst Time:\n");
    for(i=0;i<n;i++)
    {
        printf("p % d:",i+1);
        scanf("%d",&bt[i]);
        p[i]=i+1;        //contains process number
    }
    wt[0]=0;        //waiting time for first process will be zero
    //calculate waiting time
    for(i=1;i<n;i++)
```

```

    {
        wt[i]=0; for(j=0;j<i;j++)
            wt[i]+=bt[j];

        total+=wt[i];
    }
    avg_wt=(float)total/n;    //average waiting time
    total=0;
    printf("\nProcess\t Burst Time \tWaiting Time\tTurnaround Time");
    for(i=0;i<n;i++)
    {
        tat[i]=bt[i]+wt[i];    //calculate turnaround time
        total+=tat[i];
        printf("\np%d\t\t %d\t\t %d\t\t%d",p[i],bt[i],wt[i],tat[i]);
    }

    avg_tat=(float)total/n;    //average turnaround time
    printf("\n\nAverage Waiting Time=%f",avg_wt);
    printf("\n\nAverage Turnaround Time=%f\n",avg_tat);
}

```

Output:

```

[188r1a0501@localhost ~]$ vi w1.c
[188r1a0501@localhost ~]$ gcc w1.c
[188r1a0501@localhost ~]$ ./a.out
Enter number of process:3

Enter Burst Time:
p1:3
p2:4
p3:2

Process      Burst Time      Waiting Time      Turnaround Time
p1           3                0                 3
p2           4                3                 7
p3           2                7                 9

Average Waiting Time=3.333333
Average Turnaround Time=6.333333
[188r1a0501@localhost ~]$ █

```

b)SJF (Shortest Job First)

Aim: Write a C program to implement the various process scheduling mechanisms such as SJF Scheduling.

Algorithm:

- 1: Start the process
- 2: Accept the number of processes in the ready Queue
- 3: For each process in the ready Q, assign the process id and accept the CPU burst time
- 4: Start the Ready Q according the shortest Burst time by sorting according to lowest to highest bursttime.
- 5: Set the waiting time of the first process as '0' and its turnaround time as its burst time.
- 6: For each process in the ready queue, calculate
 - (a) Waiting time for process(n)= waiting time of process (n-1) + Burst time of process(n-1)
 - (b) Turn around time for Process(n)= waiting time of Process(n)+ Burst time for process(n)
- 7: Calculate
 - (c) Average waiting time = Total waiting Time / Number of process
- Average Turnaround time = Total Turnaround Time / Number of process
- 8: Stop the process

Program:

```
#include<stdio.h>

int main()
{
    int bt[20],p[20],wt[20],tat[20],i,j,n,total=0,pos,temp;float
    avg_wt,avg_tat;
    printf("Enter number of process:");
    scanf("%d",&n);

    printf("\nEnter Burst Time:\n");
    for(i=0;i<n;i++)
    {
        printf("p%d:",i+1);
        scanf("%d",&bt[i]);
        p[i]=i+1;        //contains process number
    }
    //sorting burst time in ascending order using selection sort
    for(i=0;i<n;i++)
    {
        pos=i;
        for(j=i+1;j<n;j++)
```

```

    {
        if(bt[j]<bt[pos])
            pos=j;
    }
    temp=bt[i];
    bt[i]=bt[pos];
    bt[pos]=temp;

    temp=p[i];
    p[i]=p[pos];
    p[pos]=temp;
}
wt[0]=0;          //waiting time for first process will be zero

//calculate waiting time
for(i=1;i<n;i++)
{
    wt[i]=0;
    for(j=0;j<i;j++)wt[i]+=bt[j];

    total+=wt[i];
}

avg_wt=(float)total/n; //average waiting time
total=0;

printf("\nProcess\t Burst Time \tWaiting Time\tTurnaround Time");
for(i=0;i<n;i++)
{
    tat[i]=bt[i]+wt[i]; //calculate turnaround time
    total+=tat[i];
    printf("\np%d\t\t %d\t\t %d\t\t\t%d",p[i],bt[i],wt[i],tat[i]);
}

avg_tat=(float)total/n; //average turnaround time
printf("\n\nAverage Waiting Time=%f",avg_wt);
printf("\n\nAverage Turnaround Time=%f\n",avg_tat);
}

```

Output:

```
[188r1a0501@localhost ~]$ vi w1a.c
[188r1a0501@localhost ~]$ gcc w1a.c
[188r1a0501@localhost ~]$ ./a.out
Enter number of process:3

Enter Burst Time:
p1:5
p2:3
p3:7

Process      Burst Time      Waiting Time      Turnaround Time
p2           3                0                 3
p1           5                3                 8
p3           7                8                15

Average Waiting Time=3.666667
Average Turnaround Time=8.666667
[188r1a0501@localhost ~]$ █
```

c)Round Robin

Aim: Write a C program to implement the various process scheduling mechanisms such as RoundRobin Scheduling.

Algorithm

- 1: Start the process
- 2: Accept the number of processes in the ready Queue and time quantum (or) time slice
- 3: For each process in the ready Q, assign the process id and accept the CPU burst time
- 4: Calculate the no. of time slices for each process where
No. of time slice for process(n) = burst time process(n)/time slice
- 5: If the burst time is less than the time slice then the no. of time slices =1.
- 6: Consider the ready queue is a circular Q, calculate
 - (a) Waiting time for process(n) = waiting time of process(n-1)+ burst time of process(n-1) + the time difference in getting the CPU from process(n-1)
 - (b) Turn around time for process(n) = waiting time of process(n) + burst time of process(n)+ the time difference in getting CPU from process(n).
- 7: Calculate
 - (a) Average waiting time = Total waiting Time / Number of process
 - (b) Average Turnaround time = Total Turnaround Time / Number of process
- 8: Stop the process

Program:

```
#include<stdio.h>
main()
{
    int st[10],bt[10],wt[10],tat[10],n,tq;

    int i,count=0,swt=0,stat=0,temp,sq=0;
    float awt,atat;
    printf("enter the number of processes");
    scanf("%d",&n);
    printf("enter the burst time of each process /n");
    for(i=0;i<n;i++)
    {
        printf(("p%d",i+1);
        scanf("%d",&bt[i]);
        st[i]=bt[i];
    }
    printf("enter the time quantum");
    scanf("%d",&tq);
    while(1)
    {
        for(i=0,count=0;i<n;i++)
        {
            temp=tq;
            if(st[i]==0)
            {
                count++;
                continue;
            }
            if(st[i]>tq)
                st[i]=st[i]-tq;

            else
                if(st[i]>=0)
```

```

        {
            temp=st[i];
            st[i]=0;
        }
        sq=sq+temp;
        tat[i]=sq;
    }
    if(n==count)
        break;
}
for(i=0;i<n;i++)
{
    wt[i]=tat[i]-bt[i];
    swt=swt+wt[i];
    stat=stat+tat[i];
}
awt=(float)swt/n;
atat=(float)stat/n;
printf("process no\t burst time\t waiting time\t turnaround time\n");
for(i=0;i<n;i++)
printf("%d\t\t %d\t\t %d\t\t %d\n",i+1,bt[i],wt[i],tat[i]);
printf("avg wt time=%f,avg turn around time=%f",awt,atat);
}

```

Output:

```

[188r1a0501@localhost ~]$ vi wld.c
[188r1a0501@localhost ~]$ gcc wld.c
[188r1a0501@localhost ~]$ ./a.out
enter the number of processes 3
enter the burst time of each process
p1 7
p2 2
p3 8
enter the time quantum 2
process no      burst time      waiting time    turnaround time
1                7                8                15
2                2                2                4
3                8                9                17
avg wt time=6.333333,avg turn around time=12.000000[188r1a0501@localhost ~]$ █

```

d)Priority

Aim: Write a C program to implement the various process scheduling mechanisms such as Priority Scheduling.

Algorithm:

- 1: Start the process
- 2: Accept the number of processes in the ready Queue
- 3: For each process in the ready Q, assign the process id and accept the CPU burst time
- 4: Sort the ready queue according to the priority number.
- 5: Set the waiting of the first process as '0' and its burst time as its turn around time
- 6: For each process in the Ready Q calculate
 - (e) Waiting time for process(n) = waiting time of process (n-1) + Burst time of process(n-1)
 - (f) Turn around time for Process(n) = waiting time of Process(n) + Burst time for process(n)
- 7: Calculate
 - (g) Average waiting time = Total waiting Time / Number of process
 - (h) Average Turnaround time = Total Turnaround Time / Number of process
- Step 8: Stop the process

Program:

```
#include<stdio.h>
int main()
{
    int bt[20],p[20],wt[20],tat[20],pri[20],i,j,k,n,total=0,pos,temp;
    float avg_wt,avg_tat;
    printf("Enter number of process:");
    scanf("%d",&n);
    printf("\nEnter Burst Time:\n");
    for(i=0;i<n;i++)
    {
        printf("p%d:",i+1);
        scanf("%d",&bt[i]);
        p[i]=i+1;          //contains process number
    }
    printf(" enter priority of the process ");
    for(i=0;i<n;i++)
    {
        p[i] = i;
        //printf("Priority of Process");
        printf("p%d ",i+1);
```



```

scanf("%d",&pri[i]);
}
for(i=0;i<n;i++)
for(k=i+1;k<n;k++)
if(pri[i] > pri[k])
{
temp=p[i];p[i]=p[k]; p[k]=temp;
temp=bt[i]; bt[i]=bt[k]; bt[k]=temp;
temp=pri[i]; pri[i]=pri[k]; pri[k]=temp;
}

wt[0]=0; //waiting time for first process will be zero
//calculate waiting time
for(i=1;i<n;i++)
{
wt[i]=0;
for(j=0;j<i;j++)
wt[i]+=bt[j]; total+=wt[i];
}
avg_wt=(float)total/n; //average waiting time
total=0;
printf("\nProcess\t Burst Time \tPriority \tWaiting Time\tTurnaround Time");
for(i=0;i<n;i++)
{
tat[i]=bt[i]+wt[i]; //calculate turnaround time
total+=tat[i];
printf("\np%d\t\t %d\t\t %d\t\t %d\t\t%d",p[i],bt[i],pri[i],wt[i],tat[i]);
}
avg_tat=(float)total/n; //average turnaround time
printf("\n\nAverage Waiting Time=%f",avg_wt);
printf("\n\nAverage Turnaround Time=%f\n",avg_tat);
}

```

Output:

```

[188r1a0501@localhost ~]$ vi w1b.c
[188r1a0501@localhost ~]$ gcc w1b.c
[188r1a0501@localhost ~]$ ./a.out
Enter number of process:3
Enter Burst Time:
b1:5
b2:6
b3:7
enter priority of the process p1 1
b2 3
b3 2
Process      Burst Time      Priority      Waiting Time      Turnaround Time
p0           5                1             0                  5
p2           7                2             5                  12
p1           6                3            12                  18
Average Waiting Time=5.666667
Average Turnaround Time=11.666667

```

WEEK-2

Write programs using the I/O system calls of UNIX/LINUX operating system (open, read, write, close, fcntl, seek, stat, opendir, readdir)

Aim: C program using open, read, write, close system calls

Theory:

There are 5 basic system calls that Unix provides for file I/O.

1. **Create:** Used to Create a new empty file

Syntax: int creat(char *filename, mode_t mode)

filename : name of the file which you want to create

mode : indicates permissions of new file.

2. **open:** Used to Open the file for reading, writing or both.

Syntax: int open(char *path, int flags [, int mode]);

Path : path to file which you want to use flags :

How you like to use

O_RDONLY: read only, O_WRONLY: write only, O_RDWR: read and write, O_CREAT: create file if it doesn't exist, O_EXCL: prevent creation if it already exists

3. **close:** Tells the operating system you are done with a file descriptor and Close the file which pointed by fd.

Syntax: int close(int fd);fd

:file descriptor

4. **read:** From the file indicated by the file descriptor fd, the read() function reads cnt bytes of input into the memory area indicated by buf. A successful read() updates the access time for the file.

Syntax: int read(int fd, char *buf, int size);fd:

file descriptor

buf: buffer to read data from

cnt: length of buffer

5. **write:** Writes cnt bytes from buf to the file or socket associated with fd. cnt should not be greater than INT_MAX (defined in the limits.h header file). If cnt is zero, write() simply returns 0 without attempting any other action.

Syntax: int write(int fd, char *buf, int size);fd:

file descriptor

buf: buffer to write data to

cnt: length of buffer

***File descriptor** is integer that uniquely identifies an open file of the process.

Algorithm

1. Start the program.
2. Open a file for O_RDWR for R/W, O_CREAT for creating a file, O_TRUNC for truncate a file.
3. Using getchar(), read the character and stored in the string[] array.
4. The string [] array is write into a file close it.
5. Then the first is opened for read only mode and read the characters and displayed it and close the file.
6. Stop the program.

Program

```
#include<sys/stat.h>
#include<stdio.h>
#include<fcntl.h>
#include<sys/types.h>int
main()
{
    int n,i=0;
    int f1,f2;
    char c,strin[100];
    f1=open("data",O_RDWR|O_CREAT|O_TRUNC);
    while((c=getchar())!='\n')
    {
        strin[i++]=c;

    }
    strin[i]='\0';
    write(f1,strin,i);
    close(f1);
    f2=open("data",O_RDONLY);
    read(f2,strin,0);
    printf("\n%s\n",strin); close(f2);
    return 0;

}
```

Output:

```
Hai
Hai
```

b) Aim: C program using lseek

Theory:

lseek is a system call that is used to change the location of the read/write pointer of a file descriptor. The location can be set either in absolute or relative terms.

Syntax : off_t lseek(int fildes, off_t offset, int whence);

int fildes : The file descriptor of the pointer that is going to be moved.off_t

offset : The offset of the pointer (measured in bytes).

int whence : Legal values for this variable are provided at the end which are SEEK_SET (Offset is to be measured in absolute terms), SEEK_CUR (Offset is to be measured relative to the current location of the pointer), SEEK_END (Offset is to be measured relative to the end of the file)

Algorithm:

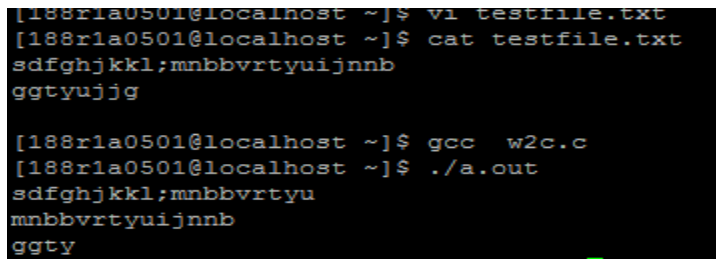
1. Start the program
2. Open a file in read mode
3. Read the contents of the file
4. Use lseek to change the position of pointer in the read process
5. Stop

Program:

```
#include<stdio.h>
#include <unistd.h>
#include <fcntl.h>
#include <sys/types.h>

int main()
{
    int file=0;
    if((file=open("testfile.txt",O_RDONLY)) < -1) return 1;
    char buffer[19];
    if(read(file,buffer,19) != 19) return 1;
    printf("%s\n",buffer);
    if(lseek(file,10,SEEK_SET) < 0) return 1;
    if(read(file,buffer,19) != 19) return 1;
    printf("%s\n",buffer);
    return 0;
}
```

Output:



```
[188r1a0501@localhost ~]$ vi testfile.txt
[188r1a0501@localhost ~]$ cat testfile.txt
sd fghjkk l; mnbv rtyuij n n b
g g t y u i j j g

[188r1a0501@localhost ~]$ gcc w2c.c
[188r1a0501@localhost ~]$ ./a.out
sd fghjkk l; mnbv rtyu
mnbv rtyuij n n b
g g t y
```

c) **Aim:** C program using opendir(), closedir(), readdir()

Theory:

The following are the various operations using directories

1. Creating directories.
Syntax : int mkdir(const char *pathname, mode_t mode);
2. The 'pathname' argument is used for the name of the directory.
3. Opening directories
Syntax : DIR *opendir(const char *name);
4. Reading directories.
Syntax: struct dirent *readdir(DIR *dirp);
5. Removing directories.
Syntax: int rmdir(const char *pathname);
6. Closing the directory.
Syntax: int closedir(DIR *dirp);
7. Getting the current working directory.
Syntax: char *getcwd(char *buf, size_t size);

Algorithm:

1. Start the program
2. Print a menu to choose the different directory operations
3. To create and remove a directory ask the user for name and create and remove the same respectively.
4. To open a directory check whether directory exists or not. If yes open the directory .If it does not exists print an error message.
5. Finally close the opened directory.
6. Stop

Program:

```
#include<stdio.h> #include<fcntl.h>
#include<dirent.h>main()
{
char d[10]; int c,op; DIR *e;
struct dirent *sd;
printf("**menu**\n1.create dir\n2.remove dir\n 3.read dir\n enter ur choice");
scanf("%d",&op);
switch(op)
{
case 1: printf("enter dir name\n"); scanf("%s",&d);
c=mkdir(d,777);
if(c==1) printf("dir is not created");else
printf("dir is created"); break;
case 2: printf("enter dir name\n"); scanf("%s",&d);
c=rmdir(d);
if(c==1) printf("dir is not removed");else
printf("dir is removed"); break;
case 3: printf("enter dir name to open");scanf("%s",&d);
e=opendir(d);
if(e==NULL)
printf("dir does not exist");
else
{
printf("dir exist\n"); while((sd=readdir(e))!=NULL)
printf("%s\t",sd->d_name);
}
closedir(e);break;
}
}
```

Output:

```
[188r1a0501@localhost f]$ gcc w2e.c
[188r1a0501@localhost f]$ ./a.out
**menu**
1.create dir
2.remove dir
 3.read dir
  enter ur choice1
  enter dir name
  d
dir is created[188r1a0501@localhost f]$ ls
a.out a.txt d w2d.c w2e.c
```

WEEK -3

Write a C program to simulate Bankers Algorithm for Deadlock Avoidance and Prevention

a) Aim

Write a C program to simulate the Bankers Algorithm for Deadlock Avoidance.

Data structures

1. n- Number of process, m-number of resource types.
2. Available: Available[j]=k, k – instance of resource type R_j is available.
3. Max: If max [i, j]=k, P_i may request at most k instances resource R_j.
4. Allocation: If Allocation [i, j]=k, P_i allocated to k instances of resource R_j
5. Need: If Need[I, j]=k, P_i may need k more instances of resource type R_j,
6. Need [I, j] =Max [I, j]-Allocation [I, j];

Safety Algorithm

1. Work and Finish be the vector of length m and n respectively, Work=Available and Finish[i] =False.
2. Find an i such that both
3. Finish[i] =False
4. Need<=Work
5. If no such I exist go to step 4.
6. work=work+Allocation, Finish[i] =True;
7. If Finish [1] =True for all I, then the system is in safe state.

Resource request algorithm

1. Let Request i be request vector for the process P_i, If request i=[j]=k, then process P_i wants k instances of resource type R_j.
2. If Request<=Need I go to step 2. Otherwise raise an error condition.
3. If Request<=Available go to step 3. Otherwise P_i must since the resources are available.
4. Have the system pretend to have allocated the requested resources to process P_i by modifying the state as follows;
5. Available=Available-Request I;
6. Allocation I =Allocation+Request I;
7. Need i=Need i-Request I;

If the resulting resource allocation state is safe, the transaction is completed and process P_i is allocated its resources. However, if the state is unsafe, the P_i must wait for Request i and the old resource-allocation state is restore.

Algorithm:

1. Start the program.
2. Get the values of resources and processes.
3. Get the avail value.

4. After allocation find the need value.
5. Check whether it is possible to allocate.
6. If it is possible then the system is in safe state.
7. Else system is not in safety state.
8. If the new request comes then check that the system is in safety.
9. Or not if we allow the request.
10. Stop the program.

Program:

```
#include<stdio.h>

int main ()
{
    int allocated[15][15], max[15][15], need[15][15], avail[15], tres[15],
        work[15], flag[15];
    int pno, rno, i, j, prc, count, t, total;
    count = 0;
    //clrscr ();

    printf ("\n Enter number of process:");
    scanf ("%d", &pno);
    printf ("\n Enter number of resources:");
    scanf ("%d", &rno);
    for (i = 1; i <= pno; i++)
    {
        flag[i] = 0;
    }
    printf ("\n Enter total numbers of each resources:");for
    (i = 1; i <= rno; i++)
        scanf ("%d", &tres[i]);

    printf ("\n Enter Max resources for each process:");for
    (i = 1; i <= pno; i++){

        printf ("\n for process %d:", i);
        for (j = 1; j <= rno; j++)
            scanf ("%d", &max[i][j]);
    }

    printf ("\n Enter allocated resources for each process:");

    for (i = 1; i <= pno; i++) {
```

```

printf ("\n for process %d:", i);for
(j = 1; j <= rno; j++)
    scanf ("%d", &allocated[i][j]);

}
printf ("\n available resources:\n");for
(j = 1; j <= rno; j++)
{
    avail[j] = 0;
    total = 0;
    for (i = 1; i <= pno; i++)
    {
        total += allocated[i][j];
    }
    avail[j] = tres[j] - total;
    work[j] = avail[j];
    printf ("    %d \t", work[j]);
}
do
{

    for (i = 1; i <= pno; i++)
    {
        for (j = 1; j <= rno; j++)
        {
            need[i][j] = max[i][j] - allocated[i][j];
        }
    }

}

printf ("\n Allocated matrix      Max      need");
for (i = 1; i <= pno; i++)
{
    printf ("\n");
    for (j = 1; j <= rno; j++)
    {
        printf ("%4d", allocated[i][j]);
    }
    printf ("|");
    for (j = 1; j <= rno; j++)
    {
        printf ("%4d", max[i][j]);
    }
    printf ("|");
}

```



```

    for (j = 1; j <= rno; j++)
    {
        printf ("%4d", need[i][j]);
    }
}
prc = 0;

for (i = 1; i <= pno; i++)
{
    if (flag[i] == 0)
    {
        prc = i;

        for (j = 1; j <= rno; j++)
        {
            if (work[j] < need[i][j])
            {
                prc = 0;
                break;
            }
        }
    }
    if (prc != 0)
        break;
}

if (prc != 0)
{
    printf ("\n Process %d completed", i);
    count++;
    printf ("\n Available matrix:");for
    (j = 1; j <= rno; j++)
    {
        work[j] += allocated[prc][j];
        allocated[prc][j] = 0;
        max[prc][j] = 0;
        flag[prc] = 1;
        printf (" %d", work[j]);
    }
}
}
while (count != pno && prc != 0);

if (count == pno)
    printf ("\nThe system is in a safe state!!");else

```

```

printf ("\n\nThe system is in an unsafe state!!");
return 0;
}

```

Output:

```

[188rla0501@localhost ~]$ vi dp.c
[188rla0501@localhost ~]$ gcc dp.c
[188rla0501@localhost ~]$ ./a.out

Enter number of process:5
Enter number of resources:3
Enter total numbers of each resources:10      5      7
Enter Max resources for each process:
for process 1:7      5      3
for process 2:3      2      2
for process 3:9      0      2
for process 4:2      2      2
for process 5:4      3      3
Enter allocated resources for each process:
for process 1:0      1      0
for process 2:2      0      0
for process 3:3      0      2
for process 4:2      1      1
for process 5:0      0      2

```

```

available resources:
3      3      2
Allocated matrix
0 1 0 | 0 7 5 | 3 7 4 | 3 3
3 0 0 | 0 3 9 | 1 1 0 | 2 0 0
2 1 1 | 1 2 2 | 0 0 0 | 0 1 1
0 0 2 | 2 4 3 | 3 4 3 | 3 3 1
Process 2 completed
Available matrix:
Allocated matrix:
0 1 0 | 0 7 5 | 3 7 4 | 3 3
0 0 0 | 0 0 0 | 0 0 0 | 0 0 0
3 0 2 | 2 9 0 | 2 6 0 | 0 0 0
2 1 1 | 1 2 2 | 0 0 0 | 1 1 1
0 0 2 | 2 4 3 | 3 4 3 | 3 3 1
Process 4 completed
Available matrix:
Allocated matrix:
0 1 0 | 0 7 5 | 3 7 4 | 3 3
0 0 0 | 0 0 0 | 0 0 0 | 0 0 0
3 0 2 | 2 9 0 | 2 6 0 | 0 0 0
0 0 0 | 0 0 0 | 0 0 0 | 0 0 0
0 0 2 | 2 4 3 | 3 4 3 | 3 3 1
Process 1 completed
Available matrix:
Allocated matrix:
0 0 0 | 0 0 0 | 0 0 0 | 0 0 0
3 0 2 | 2 9 0 | 2 6 0 | 0 0 0
0 0 0 | 0 0 0 | 0 0 0 | 0 0 0
0 0 2 | 2 4 3 | 3 4 3 | 3 3 1
Process 3 completed
Available matrix:
Allocated matrix:
0 0 0 | 0 0 0 | 0 0 0 | 0 0 0
0 0 0 | 0 0 0 | 0 0 0 | 0 0 0
0 0 0 | 0 0 0 | 0 0 0 | 0 0 0
0 0 2 | 2 4 3 | 3 4 3 | 3 3 1
Process 5 completed
Available matrix:
10      5      5
Allocated matrix
0 0 0 | 0 0 0 | 0 0 0 | 0 0 0
0 0 0 | 0 0 0 | 0 0 0 | 0 0 0
0 0 0 | 0 0 0 | 0 0 0 | 0 0 0
0 0 2 | 2 4 3 | 3 4 3 | 3 3 1

```

b) Aim

Write a C program to simulate Bankers Algorithm for Deadlock Prevention

Algorithm:

1. Start
2. Attacking Mutex condition : never grant exclusive access. but this may not be possible for several resources.
3. Attacking preemption: not something you want to do.
4. Attacking hold and wait condition : make a process hold at the most 1 resource at a time. make all the requests at the beginning. All or nothing policy. If you feel, retry. eg. 2-phase locking
5. Attacking circular wait: Order all the resources. Make sure that the requests are issued in the correct order so that there are no cycles present in the resource graph. Resources numbered 1 ... n. Resources can be requested only in increasing order. ie. you cannot request a resource whose no is less than any you may be holding.
6. Stop

Program:

```
#include<stdio.h>

int max[10][10],alloc[10][10],need[10][10],avail[10],i,j,p,r,finish[10]={0},flag=0;
main()
{

printf("\n SIMULATION OF DEADLOCK PREVENTION \n ");
printf("Enter no. of processes, resources\n ");
scanf("%d%d",&p,&r);
printf("Enter allocation matrix");
for(i=0;i<p;i++)
for(j=0;j<r;j++)
scanf("%d",&alloc[i][j]);
printf("\n enter max matrix");
for(i=0;i<p;i++) /*reading the maximum matrix and available matrix*/
for(j=0;j<r;j++)
scanf("%d",&max[i][j]);
printf(" \n enter available matrix");
for(i=0;i<r;i++)
scanf("%d",&avail[i]);

for(i=0;i<p;i++) for(j=0;j<r;j++)
need[i][j]=max[i][j]-alloc[i][j];
fun(); /*calling function*/
if(flag==0)
{if(finish[i]!=1)
{
```

```

printf("\n Failing :Mutual exclusion");
for(j=0;j<r;j++)
{ /*checking for mutual exclusion*/
if(avail[j]<need[i][j])
avail[j]=need[i][j];
}fun();
printf("\n By allocating required resources to process %d dead lock is prevented ",i);
printf("\n lack of preemption");
for(j=0;j<r;j++)
{
if(avail[j]<need[i][j])
avail[j]=need[i][j];
alloc[i][j]=0;
}
fun( );
printf("\n dead lock is prevented by allocating needed resources");

printf(" \n failing:Hold and Wait condition ");
for(j=0;j<r;j++)
{ /*checking hold and wait condition*/
if(avail[j]<need[i][j])
avail[j]=need[i][j];
}
fun( );
printf("\n AVOIDING ANY ONE OF THE CONDITION, U CAN PREVENT DEADLOCK");
}
}
}
fun()
{
while(1)
{
for(flag=0,i=0;i<p;i++)
{
if(finish[i]==0)
{
for(j=0;j<r;j++)
{
if(need[i][j]<=avail[j])
continue;
else
break;
}
if(j==r)
{
for(j=0;j<r;j++)
avail[j]+=alloc[i][j];

```

```
flag=1;
finish[i]=1;
}
}
}
```

Output:

```
[188r1a0501@localhost ~]$ vi dpl.c
[188r1a0501@localhost ~]$ gcc dpl.c
[188r1a0501@localhost ~]$ ./a.out

SIMULATION OF DEADLOCK PREVENTION
Enter no. of processes, resources
3
2
Enter allocation matrix4
5
3
4
5
2

enter max matrix4
3
4
5
6
1

enter available matrix2
5

Failing :Mutual exclusion
By allocating required resources to process 3 dead lock is prevented
lack of preemption
dead lock is prevented by allocating needed resources
failing:Hold and Wait condition
AVOIDING ANY ONE OF THE CONDITION, U CAN PREVENT DEADLOCK[188r1a0501@localhost ~]$ █
```

WEEK-4

Write a C program to implement the Producer – Consumer problem using semaphores using UNIX/LINUX system calls.

Aim:

Write a C program to implement the Producer – Consumer problem using semaphores using UNIX/LINUX system calls.

Algorithm:

1. The Semaphore mutex, full & empty are initialized.
2. In the case of producer process
3. Produce an item in to temporary variable.
If there is empty space in the buffer check the mutex value for enter into the critical section.If the mutex value is 0, allow the producer to add value in the temporary variable to the buffer.
4. In the case of consumer process
 - i) It should wait if the buffer is empty
 - ii) If there is any item in the buffer check for mutex value, if the mutex==0, remove item from buffer
 - iii) Signal the mutex value and reduce the empty value by 1.
 - iv) Consume the item.
5. Print the result

Program:

```
#include<stdio.h>
#include<stdlib.h>

int mutex = 1, full = 0, empty = 3, x = 0;

int main ()
{
    int n;
    void producer (); void consumer ();
    int wait (int); int signal (int);
    printf ("\n1.Producer\n2.Consumer\n3.Exit");
    while (1)
    {
        printf ("\nEnter your choice:");
        scanf ("%d", &n);
        switch (n)
        {
            case 1:
                if ((mutex == 1) && (empty != 0))
```

```

        producer ();
    else
        printf ("Buffer is full!!");
        break;
    case 2:
        if ((mutex == 1) && (full != 0))
            consumer ();
        else
            printf ("Buffer is empty!!");
            break;
    case 3:
        exit (0);
        break;
    }
}

return 0;

}

int wait (int s)
{
    return (--s);
}

int signal (int s)
{
    return (++s);
}

void producer ()
{
    mutex = wait (mutex);full = signal (full); empty = wait (empty);x++;
    printf ("\nProducer produces the item %d", x);
    mutex = signal (mutex);
}

void consumer ()
{
    mutex = wait (mutex);
    full = wait (full);
    empty = signal (empty);
    printf ("\nConsumer consumes item %d", x);x--;
    mutex = signal (mutex);
}

```

Output:

```
[188r1a0501@localhost ~]$ vi pc.c
[188r1a0501@localhost ~]$ gcc pc.c
[188r1a0501@localhost ~]$ ./a.out

1.Producer
2.Consumer
3.Exit
Enter your choice:1

Producer produces the item 1
Enter your choice:1

Producer produces the item 2
Enter your choice:1

Producer produces the item 3
Enter your choice:2

Consumer consumes item 3
Enter your choice:2

Consumer consumes item 2
Enter your choice:2

Consumer consumes item 1
Enter your choice:2
Buffer is empty!!
Enter your choice:3
[188r1a0501@localhost ~]$
```


Week: 5

Write C programs to illustrate the following IPC mechanisms

Aim: Write C programs to illustrate the following IPC mechanisms

ALGORITHM:

1. Start the program.
2. Declare the variables.
3. Read the choice.
4. Create a piping processing using IPC.
5. Assign the variable lengths
6. “*strcpy*” the message lengths.
7. To join the operation using IPC .
8. Stop the program

Program: (PIPE PROCESSING)

```
#include <unistd.h>
#include <stdlib.h> #include <stdio.h>
#include <string.h> #define MSG_LEN 64 int main(){Int
result;
int fd[2];
char message[MSG_LEN];
char recvd_msg[MSG_LE]; result = pipe (fd);
//Creating a pipe//fd[0] is for reading and fd[1] is for writing if (result < 0){perror("pipe ");
exit(1);
}
strncpy(message,"Linux World!! ",MSG_LEN); result=write(fd[1],message,strlen(message)); if (result
< 0){
perror("write"); exit(2);
}
strncpy(message,"Understanding ",MSG_LEN); result=write(fd[1],message,strlen(message)); if(result < 0){
perror("write"); exit(2);
}
strncpy(message,"Concepts of ",MSG_LEN); result=write(fd[1],message,strlen(message)); if (result <0){
perror("write"); exit(2);
}
strncpy(message,"Piping ", MSG_LEN); result=write(fd[1],message,strlen(message)); if (result < 0){
perror("write"); exit(2);
}
```

```

result=read(fd[0],recvd_msg,MSG_LEN); if (result < 0){
perror("read"); exit(3);
}

printf("%s\n",recvd_msg); return 0;
}

```

a) FIFO

Program:

```

#include <stdio.h>
#include <stdlib.h>
#include <sys/stat.h>
#include <unistd.h>

#include <linux/stat.h>

#define FIFO_FILE      "MYFIFO"

int main(void)
{
    FILE *fp;
    char readbuf[80];

    /* Create the FIFO if it does not exist */
    umask(0);
    mknod(FIFO_FILE, S_IFIFO|0666, 0);

    while(1)
    {
        fp = fopen(FIFO_FILE, "r");
        fgets(readbuf, 80, fp);
        printf("Received string: %s\n", readbuf);
        fclose(fp);
    }

    return(0);
}

#include <stdio.h>
#include <stdlib.h>

#define FIFO_FILE      "MYFIFO"

int main(int argc, char *argv[])
{
    FILE *fp;

```

```

if ( argc != 2 ) {
    printf("USAGE: fifoclient [string]\n");
    exit(1);
}

if((fp = fopen(FIFO_FILE, "w")) == NULL) {
    perror("fopen");
    exit(1);
}
fputs(argv[1], fp);

fclose(fp);
return(0);
}

```

C Program for Message Queue (Writer Process)

```

#include <stdio.h>
#include <sys/ipc.h>
#include <sys/msg.h>

// structure for message queue
struct mesg_buffer {
    long msg_type; char
    msg_text[100];
} message;

int main()
{
    key_t key;
    int msgid;
    // ftok to generate unique key
    key = ftok("progfile", 65);
    // msgget creates a message queue
    // and returns identifier
    msgid = msgget(key, 0666 | IPC_CREAT);
    message.msg_type = 1;

    printf("Write Data : ");
    gets(message.msg_text);

    // msgsnd to send message
    msgsnd(msgid, &message, sizeof(message), 0);

    // display the message
    printf("Data send is : %s \n", message.msg_text);
}

```

```
    return 0;
}
```

C Program for Message Queue (Reader Process)

```
#include <stdio.h>
#include <sys/ipc.h>
#include <sys/msg.h>

// structure for message queue
struct mesg_buffer {
    long mesg_type;

    char mesg_text[100];
} message;

int main()
{
    key_t key;
    int msgid;

    // ftok to generate unique key
    key = ftok("progfile", 65);

    // msgget creates a message queue and returns identifier
    msgid = msgget(key, 0666 | IPC_CREAT);
    // msgrcv to receive message
    msgrcv(msgid, &message, sizeof(message), 1, 0);

    // display the message printf("Data
    Received is : %s \n",
        message.mesg_text);

    // to destroy the message queue
    msgctl(msgid, IPC_RMID, NULL);

    return 0;
}
```

C Program for Message Queue (Reader Process)

```
#include <stdio.h>
#include <sys/ipc.h>
#include <sys/msg.h>

// structure for message queue
struct mesg_buffer {
```

```

    long mesg_type; char
    mesg_text[100];
} message;

int main()
{
    key_t key;
    int msgid;

    // ftok to generate unique key
    key = ftok("progfile", 65);

    // msgget creates a message queue
    // and returns identifier
    msgid = msgget(key, 0666 | IPC_CREAT);

    // msgrcv to receive message
    msgrcv(msgid, &message, sizeof(message), 1, 0);

    // display the message printf("Data
    Received is : %s \n",
        message.mesg_text);

    // to destroy the message queue
    msgctl(msgid, IPC_RMID, NULL);

    return 0;
}

```

OUTPUT: Thus the Piping process using IPC program was executed and verified successfully

```

[sree@localhost ~]$ cc pp.c
[sree@localhost ~]$ ./a.out

Enter string:1
os
er
a
tingEnter 1 array elementz:1
The string length=1
Sum=0[sree@localhost ~]$ er
bash: er: command not found
[sree@localhost ~]$ ating1
bash: ating1: command not found
[sree@localhost ~]$ gedit pp.c
[sree@localhost ~]$ cc pp.c
[sree@localhost ~]$ ./a.out
Linux World!!!
[sree@localhost ~]$ gedit pp.c
[sree@localhost ~]$ cc pp.c
[sree@localhost ~]$ ./a.out
Linux World!! Understanding Concepts of Piping ,
[sree@localhost ~]$ █

```

Week: 6

Aim: Write C programs to simulate the following memory management techniques

a) Paging

AIM: To write a C program to implement memory management using paging technique.

ALGORITHM:

Step1 : Start the program.

Step2 : Read the base address, page size, number of pages and memory unit.

Step3 : If the memory limit is less than the base address display the memory limit is less than limit. Step4 : Create the page table with the number of pages and page address.

Step5 : Read the page number and displacement value.

Step6 : If the page number and displacement value is valid, add the displacement value with the address corresponding to the page number and display the result.

Step7 : Display the page is not found or displacement should be less than page size. Step8 : Stop the program.

Program:

```
#include<stdio.h>

#include<conio.h>

main()

{

int ms, ps, nop, np, rempages, i, j, x, y, pa, offset; int s[10], fno[10][20];

printf("\nEnter the memory size -- ");

scanf("%d",&ms); printf("\nEnter

the page size -- ");scanf("%d",&ps);

nop = ms/ps;

printf("\nThe no. of pages available in memory are -- %d ",nop);

printf("\nEnter number of processes -- ");

scanf("%d",&np);

rempages = nop; for(i=1;i<=np;i++)

{

printf("\nEnter no. of pages required for p[%d]-- ",i);

scanf("%d",&s[i]);

if(s[i] > rempages)
```

```

{
printf("\nMemory is Full");break;
}

rempages = rempages - s[i]; printf("\nEnter
pagetable for p[%d] --- ",i);for(j=0;j<s[i];j++)
scanf("%d",&fno[i][j]);
}

printf("\nEnter Logical Address to find Physical Address ");
printf("\nEnter process no. and pagenumber and offset -- ");
scanf("%d %d %d",&x,&y, &offset);
if(x>np || y>=s[i] || offset>=ps)
printf("\nInvalid Process or Page Number or offset");else
{
pa=fno[x][y]*ps+offset;
printf("\nThe Physical Address is -- %d",pa);
}
getch();
}

```

OUTPUT:

```

Enter the memory size -- 1000
Enter the page size -- 200
The no. of pages available in memory are -- 5
Enter number of processes -- 2
Enter no. of pages required for p[1]-- 20
Memory is Full
Enter Logical Address to find Physical Address
Enter process no. and pagenumber and offset -- 1
2
5
The Physical Address is -- 5
..Program finished with exit code 0
Press ENTER to exit console.

```

b) Segmentation

Aim: To write a C program to implement memory management using segmentation

Algorithm:

- Step1 : Start the program.
- Step2 : Read the base address, number of segments, size of each segment, memory limit.
- Step3 : If memory address is less than the base address display “invalid memory limit”.
- Step4 : Create the segment table with the segment number and segment address and display it.
- Step5 : Read the segment number and displacement.
- Step6 : If the segment number and displacement is valid compute the real address and display the same. Step7 : Stop the program.

Program:

```
#include<stdio.h>
#include<conio.h>
struct list
{
int seg;
int base;
int limit;
struct list *next;
} *p;
void insert(struct list *q,int base,int limit,int seg)
{
if(p==NULL)
{
p=malloc(sizeof(Struct list));p-
>limit=limit;
p->base=base;
p->seg=seg;
p->next=NULL;
}
else
{
while(q->next!=NULL)
{
Q=q->next;
Printf(“yes”)
}
q->next=malloc(sizeof(Struct list));
q->next ->limit=limit;
q->next ->base=base;q-
>next ->seg=seg;
```



```

q->next ->next=NULL;
}
}
int find(struct list *q,int seg)
{
while(q->seg!=seg)
{
q=q->next;
}
return q->limit;
}
int search(struct list *q,int seg)
{
while(q->seg!=seg)
{
q=q->next;
}
return q->base;
}
main()
{

```

```

p=NULL;
int seg,offset,limit,base,c,s,physical;
printf("Enter segment table/n");
printf("Enter -1 as segment value for termination\n");do
{
printf("Enter segment number");
scanf("%d",&seg);
if(seg!=-1)
{
printf("Enter base value:");
scanf("%d",&base);

printf("Enter value for limit:");
scanf("%d",&limit);
insert(p,base,limit,seg);
}
}
while(seg!=-1)
printf("Enter offset:");

scanf("%d",&offset);

```

```
printf("Enter bsegmentation number:");
scanf("%d",&seg);
c=find(p,seg);
s=search(p,seg);
if(offset<c)
{
physical=s+offset;
printf("Address in physical memory %d\n",physical);
}
else
{
printf("error");
}
```

OUTPUT:

```
Enter segment table
Enter -1 as segmentation value for termination
Enter segment number:1
Enter base value:2000
Enter value for limit:100
Enter segment number:2
Enter base value:2500
Enter value for limit:100
Enter segmentation number:-1
Enter offset:90
Enter segment number:2
Address in physical memory 2590
```

```
Enter segment table
Enter -1 as segmentation value for termination
Enter segment number:1
Enter base value:2000
Enter value for limit:100
Enter segment number:2
Enter base value:2500
Enter value for limit:100
Enter segmentation number:-1
Enter offset:90
Enter segment number:1
Address in physical memory 20
```

7. Write C programs to simulate Page replacement policies a) FCFS b) LRU c) Optimal

a) FCFS Page replacement policies

The simplest algorithm for replacing pages is this one. The operating system maintains a queue for all of the memory pages in this method, with the oldest page at the front of the queue. The first page in the queue is chosen for removal when a page has to be replaced.

Implementation

Let the amount of pages that memory can store serve as the capacity. Set, the current collection of memory pages, shall be.

1. Begin turning the pages.

i) If the set can hold no more pages.

a) Add pages one at a time into the collection until it is full or all requests **for** pages have been fulfilled.

b) Maintain the pages in the queue simultaneously to carry out FIFO.

b) Increased page error

ii) Other

Do nothing **if** the current page is included in the collection.

If not, either a) the current page in the string should be substituted **for** the first page in the queue since it was the first to be placed into memory, or b) the first page in the queue should be removed.

b) Add the currently viewing page to the queue.

d) Page faults that increase.

2. Return page errors.

```
#include <stdio.h >
```

```
int main()
```

```
{
```

```
    int incomingStream[] = {4 , 1 , 2 , 4 , 5};
```

```
    int pageFaults = 0;
```

```
    int frames = 3;
```

```
    int m, n, s, pages;
```

```
    pages = sizeof(incomingStream)/sizeof(incomingStream[0]);
```

```
    printf(" Incoming \ t Frame 1 \ t Frame 2 \ t Frame 3 ");
```

```
    int temp[ frames ];
```

```

for(m = 0; m < frames; m++)
{
    temp[m] = -1;
}
for(m = 0; m < pages; m++)
{
    s = 0;
    for(n = 0; n < frames; n++)
    {
        if(incomingStream[m] == temp[n])
        {
            s++;
            pageFaults--;
        }
    }
    pageFaults++;
    if((pageFaults <= frames) && (s == 0))
    {
        temp[m] = incomingStream[m];
    }
    else if(s == 0)
    {
        temp[(pageFaults - 1) % frames] = incomingStream[m];
    }
    printf("\n");
    printf("%d\t\t",incomingStream[m]);
    for(n = 0; n < frames; n++)
    {
        if(temp[n] != -1)
            printf(" %d\t\t", temp[n]);
        else
            printf(" - \t\t");
    }
}
printf("\nTotal Page Faults:\t%d\n", pageFaults);

```

```
return 0;
}
```

Output:

```
Incoming  Frame 1  Frame 2  Frame 3
4          4          -          -
1          4          1          -
2          4          1          2
4          4          1          2
5          5          1          2
Total Page Faults: 4
```

b) LRU Page replacement policies

Least Recently Used (LRU) Page Replacement algorithm

It is an algorithm whose concept is based on the pages used in an instruction. The pages that are vigorously utilized in past instruction are probably going to be utilized intensely in the next instruction and the pages with used less are likely to be used less in the future. When a new page refereed is not present in the memory, a page fault occurs.

Whenever a page fault occurs, the page that is least used is removed from the memory frames.

```
//C program for LRU replacement algorithm implementation
```

```
#include <stdio.h>
```

```
//user-defined function
```

```
int findLRU(int time[], int n)
```

```
{
    int i, minimum = time[0], pos = 0;
```

```
    for (i = 1; i < n; ++i)
```

```
    {
        if (time[i] < minimum)
```

```
        {
            minimum = time[i];
            pos = i;
```

```
        }
    }
```

```
    return pos;
}
```

```
//main function
```

```
int main()
```

```
{
```

```
    int no_of_frames, no_of_pages, frames[10], pages[30], counter = 0, time[10], flag1, flag2, i, j,
    pos, faults = 0;
```

```
    printf("Enter number of frames: ");
```

```
    scanf("%d", &no_of_frames);
```

```
    printf("Enter number of pages: ");
```

```
    scanf("%d", &no_of_pages);
```

```
    printf("Enter reference string: ");
```

```
    for (i = 0; i < no_of_pages; ++i)
```

```
    {
```

```
        scanf("%d", &pages[i]);
```

```
    }
```

```
    for (i = 0; i < no_of_frames; ++i)
```

```
    {
```

```
        frames[i] = -1;
```

```
    }
```

```
    for (i = 0; i < no_of_pages; ++i)
```

```
    {
```

```
        flag1 = flag2 = 0;
```

```
        for (j = 0; j < no_of_frames; ++j)
```

```
        {
```

```
            if (frames[j] == pages[i])
```

```
            {
```

```
                counter++;
```

```
                time[j] = counter;
```

```
                flag1 = flag2 = 1;
```

```

        break;
    }
}

if (flag1 == 0)
{
    for (j = 0; j < no_of_frames; ++j)
    {
        if (frames[j] == -1)
        {
            counter++;
            faults++;
            frames[j] = pages[i];
            time[j] = counter;
            flag2 = 1;
            break;
        }
    }
}

if (flag2 == 0)
{
    pos = findLRU(time, no_of_frames);
    counter++;
    faults++;
    frames[pos] = pages[i];
    time[pos] = counter;
}

printf("\n");

for (j = 0; j < no_of_frames; ++j)
{
    printf("%d\t", frames[j]);
}
}

printf("\nTotal Page Faults = %d", faults);

```

```
return 0;  
}
```

Output:

```
Enter number of frames: 3  
Enter number of pages: 10  
Enter reference string: 7 5 9 4 3 7 9 6 2 1  
  
7      -1      -1  
7      5      -1  
7      5      9  
4      5      9  
4      3      9  
4      3      7  
9      3      7  
9      6      7  
9      6      2  
1      6      2  
Total Page Faults = 10
```

c) OPTIMAL Page replacement policies

```
#include<stdio.h>  
int main()  
{  
    int no_of_frames, no_of_pages, frames[10], pages[30], temp[10], flag1, flag2, flag3, i, j, k,  
    pos, max, faults = 0;  
    printf("Enter number of frames: ");  
    scanf("%d", &no_of_frames);  
  
    printf("Enter number of pages: ");  
    scanf("%d", &no_of_pages);  
  
    printf("Enter page reference string: ");  
  
    for(i = 0; i < no_of_pages; ++i){
```



```

    scanf("%d", &pages[i]);
}

for(i = 0; i < no_of_frames; ++i){
    frames[i] = -1;
}

for(i = 0; i < no_of_pages; ++i){
    flag1 = flag2 = 0;

    for(j = 0; j < no_of_frames; ++j){
        if(frames[j] == pages[i]){
            flag1 = flag2 = 1;
            break;
        }
    }

    if(flag1 == 0){
        for(j = 0; j < no_of_frames; ++j){
            if(frames[j] == -1){
                faults++;
                frames[j] = pages[i];
                flag2 = 1;
                break;
            }
        }
    }
}

if(flag2 == 0){
    flag3 = 0;
    for(j = 0; j < no_of_frames; ++j){
        temp[j] = -1;

        for(k = i + 1; k < no_of_pages; ++k){
            if(frames[j] == pages[k]){
                temp[j] = k;
                break;
            }
        }
    }
}

```

```

    }

    for(j = 0; j < no_of_frames; ++j){
        if(temp[j] == -1){
            pos = j;    flag3 = 1;
            break;
        }
    }

    if(flag3 == 0){
        max = temp[0];
        pos = 0;

        for(j = 1; j < no_of_frames; ++j){
            if(temp[j] > max){
                max = temp[j];    pos = j;
            }
        }
    }

    frames[pos] = pages[i];
    faults++;
}

printf("\n");

for(j = 0; j < no_of_frames; ++j){
    printf("%d\t", frames[j]);
}

printf("\n\nTotal Page Faults = %d", faults);

return 0;
}

```

Output

Enter number of frames: 3
Enter number of pages: 10
Enter page reference string: 2 3 4 2 1 3 7 5 4 3

2 -1 -1

2 3 -1

2 3 4

2 3 4

1 3 4

1 3 4

7 3 4

5 3 4

5 3 4

5 3 4